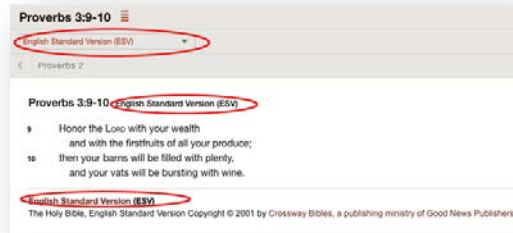


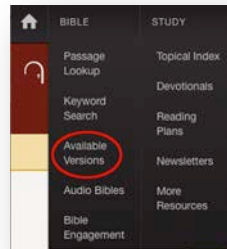
How to Cite Online Bibles

Bible Gateway

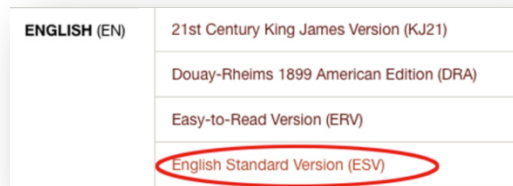
1. Notice which version you're using



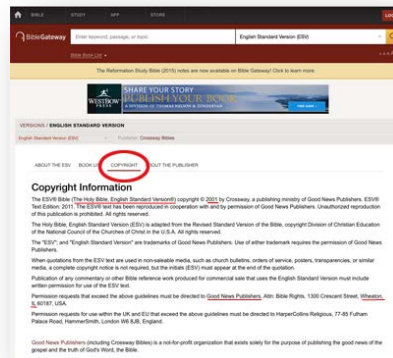
2. From the top menu bar, select "Available Versions" from the drop-down "Bible" menu



3. Scroll down to and select your version



4. Select the copyright page and scan it for the title of the Bible, the place of publication, the publisher, and the date. In this case, the editor isn't listed, so you'll need to search "English Standard Version" on Google to find that information



The final format for this citation would be:

Footnote

¹ J. I. Packer et al., eds., *The Holy Bible (ESV)* (Wheaton, Illinois: Crossway, a publishing ministry of Good News Publishers, 2001).

Bibliography

Packer, J.I. et al., eds. *The Holy Bible (ESV)*. Wheaton, Illinois: Crossway, a publishing ministry of Good News Publishers, 2001.